

Human Nectin-4 Protein

Cat. No. NEC-HM204

Description

Source	Recombinant Human Nectin-4 Protein is expressed from HEK293 with hFc tag at the C-Terminus. It contains Gly32-Ser349.
Accession	Q96NY8
Molecular Weight	The protein has a predicted MW of 61.1 kDa. Due to glycosylation, the protein migrates to 72-74 kDa based on Bis-Tris PAGE result.
Endotoxin	Less than 1EU per µg by the LAL method.
Purity	> 95% as determined by Bis-Tris PAGE > 95% as determined by HPLC

Formulation and Storage

Formulation	Lyophilized from 0.22µm filtered solution in PBS (pH 7.4). Normally 8% trehalose is added as protectant before lyophilization.
Reconstitution	Centrifuge the tube before opening. Reconstituting to a concentration more than 100 µg/ml is recommended. Dissolve the lyophilized protein in distilled water.
Storage	-20 to -80°C for 12 months as supplied from date of receipt. -80°C for 3 months after reconstitution. Recommend to aliquot the protein into smaller quantities for optimal storage. Please minimize freeze-thaw cycles.

Background

Nectin-4 seems to be involved in cell adhesion through trans-homophilic and -heterophilic interactions, the latter including specifically interactions with NECTIN1. Does not act as receptor for alpha-herpesvirus entry into cells. (Microbial infection) Acts as a receptor for measles virus.

Assay Data

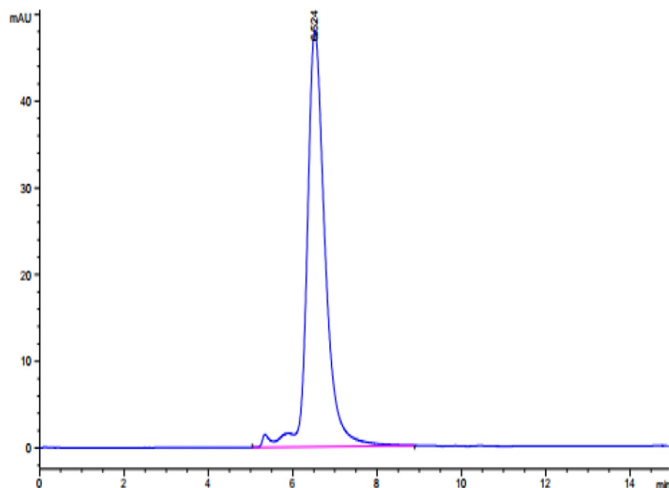
Bis-Tris PAGE



Human Nectin-4 on Bis-Tris PAGE under reduced conditions. The purity is greater than 95%.

SEC-HPLC

Assay Data

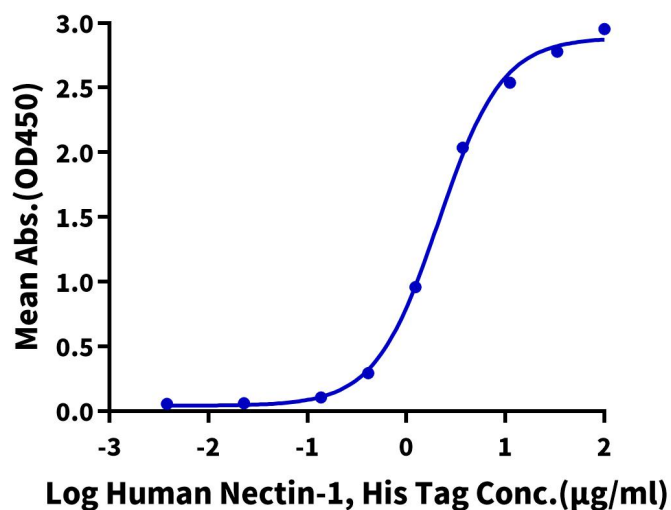


The purity of Human Nectin-4 is greater than 95% as determined by SEC-HPLC.

ELISA Data

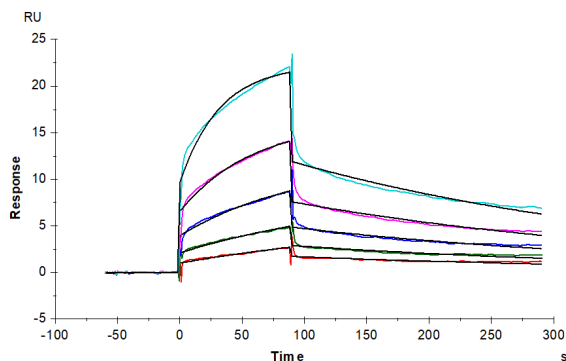
Human Nectin-4, hFc Tag ELISA

0.5µg Human Nectin-4, hFc Tag Per Well



Immobilized Human Nectin-4, hFc Tag at 5µg/ml (100µl/well) on the plate. Dose response curve for Human Nectin-1, His Tag with the EC50 of 2.1µg/ml determined by ELISA (QC Test).

SPR Data



Human Nectin-4, hFc Tag captured on CM5 Chip via Protein A can bind Biotinylated Human Nectin-1, His-Avi Tag with an affinity constant of 22.83 nM as determined in SPR assay (Biacore T200).